

Sugar Ski & Country Club

100 Sugar Ski Drive
Banner Elk, NC 28604
+1 (800) 634-1320
inquiry@sugarmountain.com




www.sugarmountain.co

Stay at the SLOPE Enjoy the Views! WHAT ARE YOU WAITING FOR?

m

Unit: 326





From \$96 To \$274 Per Night

Bedrooms: 2 Bath: 2 Check In: 4:00 PM Check Out: 10:00 AM

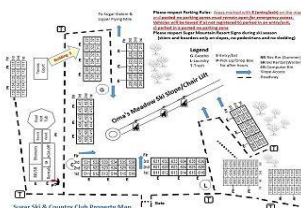
Description: This is a middle floor, two bedroom two bath condo in building 3. Free WI-FI. The living room offers a 24 inch TV, a wood burning fireplace, and a queen size sleeper sofa. The kitchen is fully equipped with many accessories. There is seating for 4 in the dining area with additional seating at the bar. The master bedroom offers a queen size bed. The guest bedroom offers a queen size bed. From this condo you are a short distance walk to Sugar Slalom and Upper Flying Mile. Renters have access to the clubhouse where you will find the indoor heated pool, hot tub and sauna as well as the full service ski & snowboard rental shop on weekends and holidays during ski season. The property also has tennis courts and outdoor grilling areas.

Amenities Include: Full Kitchen, Coffee Maker, Microwave, Toaster, Cookware, Dinnerware, Washer & Dryer, Iron/Ironing Board, Internet-In Unit, Fireplace-wood, Linens, Cable TV, TV-Living Rm, CD Player, DVD Player, Stereo System, Deck, Community Grills, Tennis, On the Slope, Bike Trails, Nearby Medical Services, Nearby Grocery, Nearby Golf Course, Queen Bed

Driving Directions: Sugar Ski & Country Club is located at 100 Sugar Ski Drive, Banner Elk, NC 28604. Some GPS and mapping systems will mistakenly try to bring you to us via Sugar Mountain Drive. We are NOT located off of Sugar Mountain Drive. If you are entering from the north via Boone, take Highway 105 South, turn right on Highway 184, turn left on Grouse Moor Drive. From the south, take Highway 221 OR Highway 181 to 105 North, turn left on Highway 184, turn left on Grouse Moore Drive. From the west, through Banner Elk take Highway 184, turn right on Grouse Moor Drive. Once on Grouse Moor Drive, follow all the way to the very top and turn left on Sugar Ski Drive



Property Map:



Floor Plan:

